

Scaled data based on original data using
LM-79-08 Approved Method: Electrical and Photometric Measurements of Solid-
State Lighting Products

Test Report Prepared for
Cooper Lighting Solutions
(formerly Eaton)

Brand: McGRAW-EDISON

Report Number: P385881

Luminaire Tested: **GWC-SA1C-727-U-SL2**

Issue Date: 3/3/2020

Test Information

Test Method: LM-79-08
Report Number: P385881
TEST IS SCALED FROM IESNA LM-79-08 TEST DATA (G2-1903-205-20)
Test Lab: INNOVATION CENTER
Issue Date: 3/3/2020
Manufacturer: COOPER LIGHTING SOLUTIONS (FORMERLY EATON)
Product Line: MCGRAW-EDISON
Catalog Number: GWC-SA1C-727-U-SL2
Description: GALLEON WALL LUMINAIRE
(1) 70 CRI, 2700K, 1050mA LIGHTSQUARE WITH 16 LEDS AND TYPE II SPILL
LIGHT ELIMINATOR OPTICS
Light Source: -
Ballast/Driver: ELECTRONIC DRIVER

Summary

Lumens per Lamp: N/A
Luminaire Lumens: 6188 lumens
Efficiency: N/A
Efficacy: 104.9 lumens/watt
Luminous Opening: Rectangular (W 0.5' x L: 0.5' x H: 0')
IES Classification: Type III - Medium
BUG Rating: B1 - U0 - G2

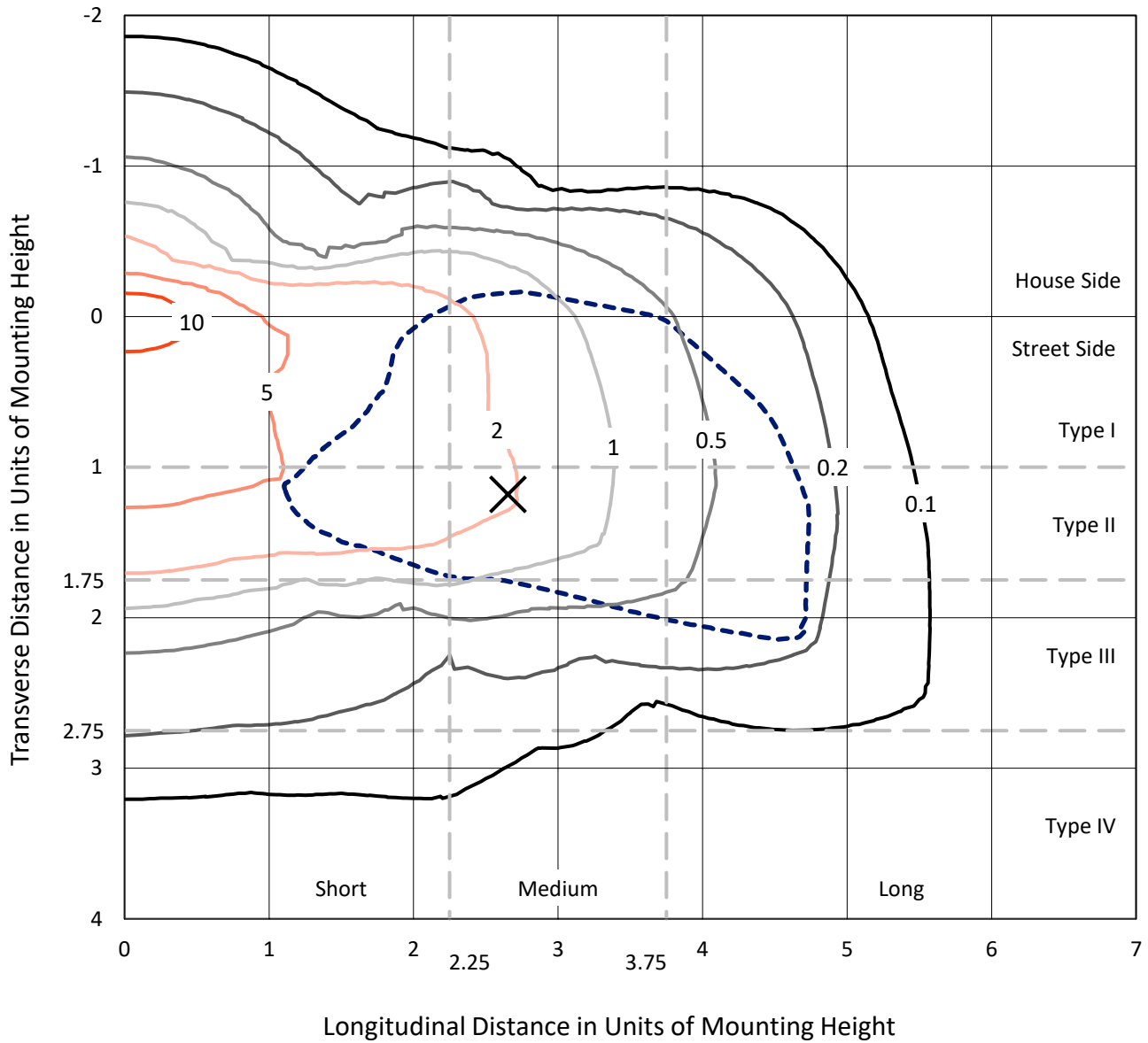
Input Watts (W): 59
Input Voltage (V): NR
Input Current (Ain): NR
Voltage Rise (V): NR
Power Factor: NR
Total Harmonic Distortion (THDi): NR
Frequency (hertz): 60
Stabilization Time: NR
Operation Time: NR
Ambient Temperature (°C): NR
Test Distance: 24 FT



REPORT NUMBER: P385881
 CATALOG NUMBER: GWC-SA1C-727-U-SL2

Iso-Footcandle Lines of Horizontal Illumination

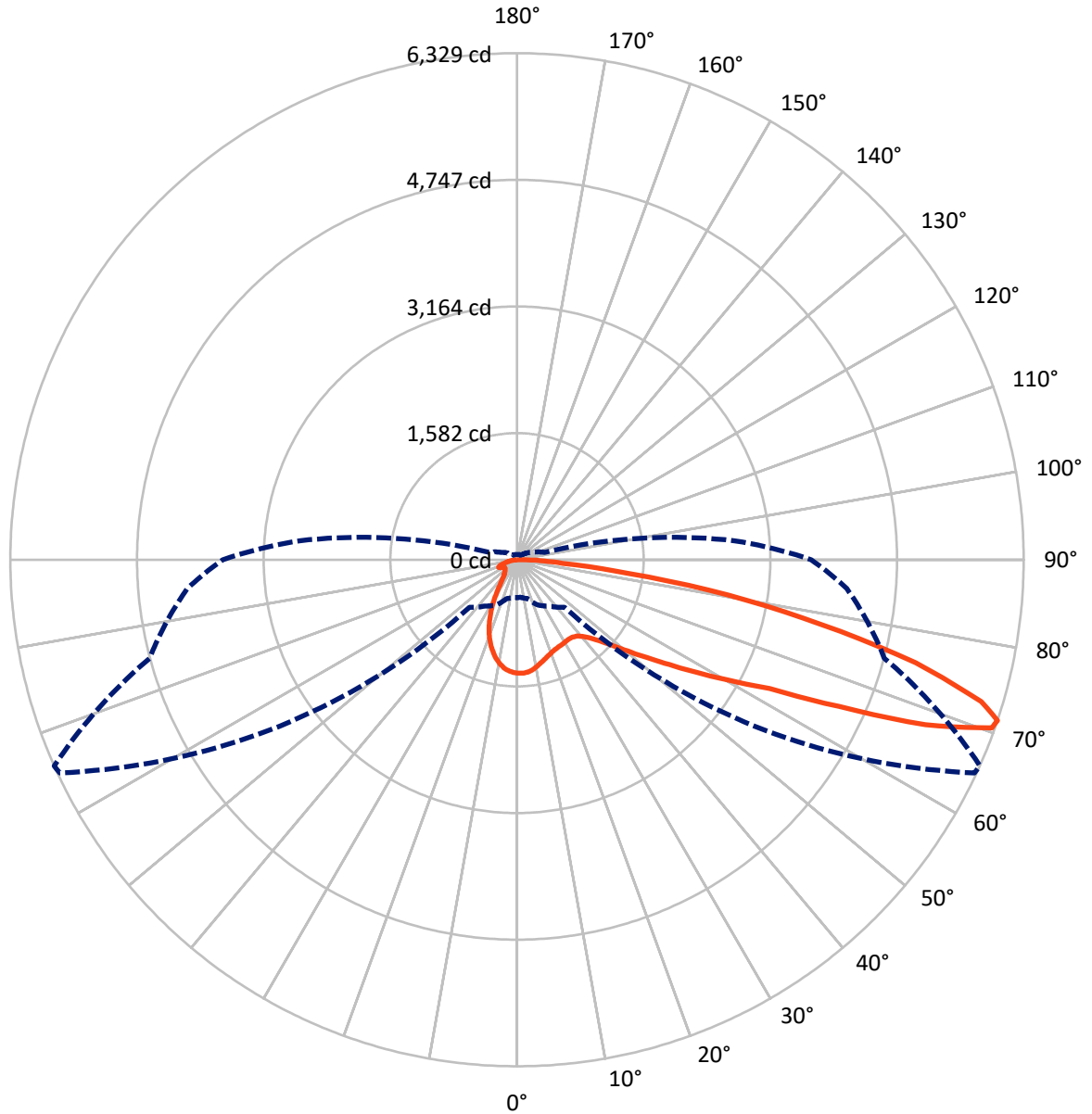
✕ Max cd
 - - - 1/2 Max cd



Based on 10 foot mounting height. Maximum calculated value = 14.2 fc
 Type III - Medium - N/A

REPORT NUMBER: P385881
CATALOG NUMBER: GWC-SA1C-727-U-SL2

Luminous Intensity Polar Plot



— Vertical Plane Through 66-Deg Lateral - - - Horizontal Cone Through 71-Deg Vertical



REPORT NUMBER: P385881

CATALOG NUMBER: GWC-SA1C-727-U-SL2

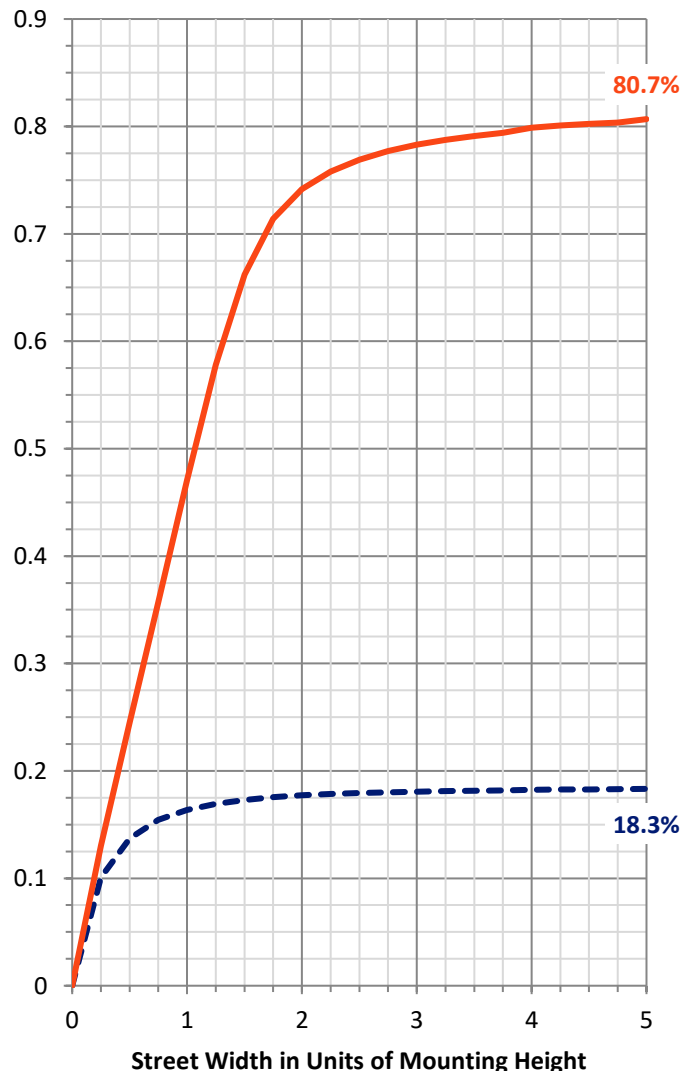
FLUX DISTRIBUTION:

		Downward	Upward	Total
House Side	Lumens	1146.8	0.0	1146.8
	% Fixture	18.5	0.0	18.5
Street Side	Lumens	5041.2	0.0	5041.2
	% Fixture	81.5	0.0	81.5
Total	Lumens	6188.0	0.0	6188.0
	% Fixture	100.0	0.0	100.0

Coefficient of Utilization

ZONAL LUMENS:

Zone	Lumens	% Fixture
0°-10°	124.8	2.0
10°-20°	299.3	4.8
20°-30°	402.0	6.5
30°-40°	528.8	8.5
40°-50°	769.3	12.4
50°-60°	1201.7	19.4
60°-70°	1505.4	24.3
70°-80°	1148.2	18.6
80°-90°	208.5	3.4
90°-100°	0.0	0.0
100°-110°	0.0	0.0
110°-120°	0.0	0.0
120°-130°	0.0	0.0
130°-140°	0.0	0.0
140°-150°	0.0	0.0
150°-160°	0.0	0.0
160°-170°	0.0	0.0
170°-180°	0.0	0.0
0°-90°	6188.0	100.0
0°-180°	6188.0	100.0



REPORT NUMBER: P385881

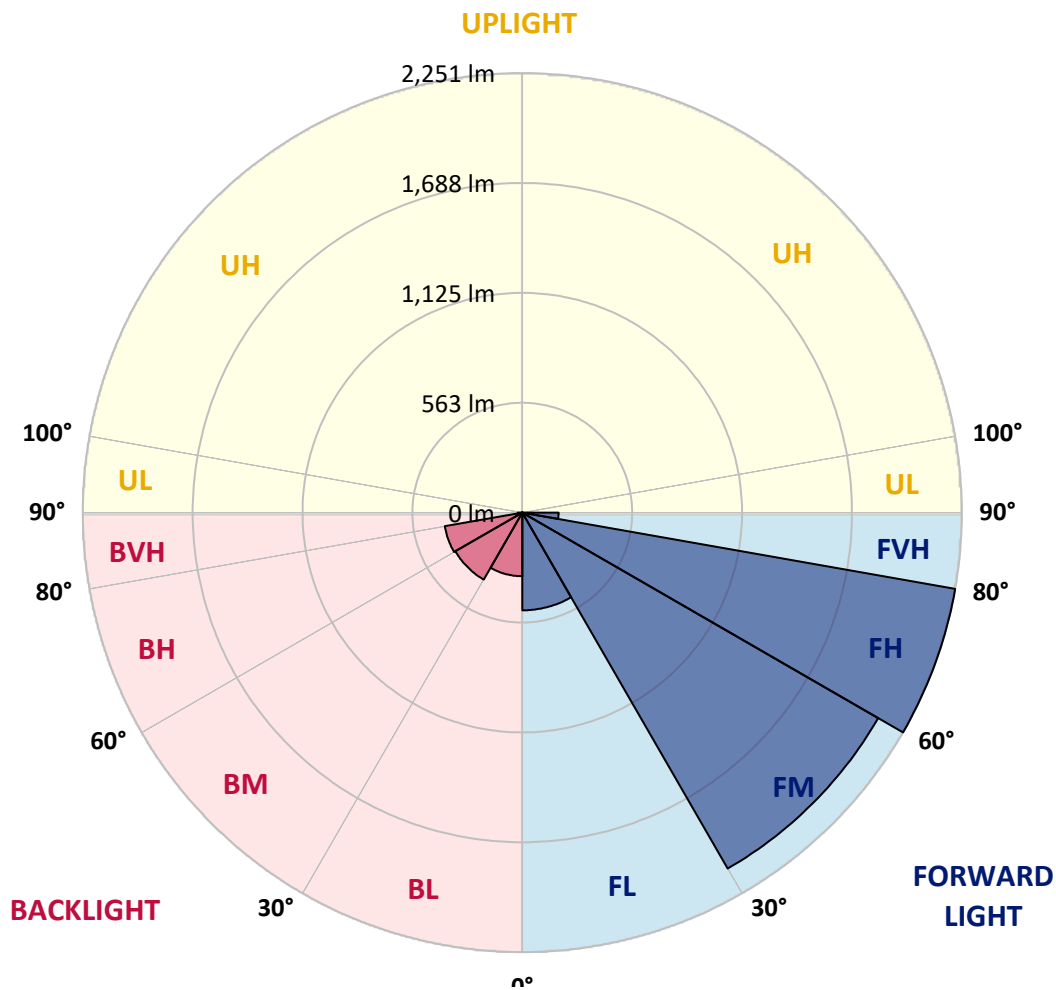
CATALOG NUMBER: GWC-SA1C-727-U-SL2

LUMINAIRE CLASSIFICATION SYSTEM LUMEN TABLE AND BUG RATING:

Zone	Lumens	% Fixture	Zone Rating/Lumen Limit		
			B	U	G
FL (0°-30°)	500.4	8.1			
FM (30°-60°)	2104.2	34.0			
FH (60°-80°)	2250.6	36.4			G2/5000
FVH (80°-90°)	185.9	3.0			G2/225
BL (0°-30°)	325.7	5.3	B1/500		
BM (30°-60°)	395.6	6.4	B1/1000		
BH (60°-80°)	403.0	6.5	B1/500		G1/500
BVH (80°-90°)	22.6	0.4			G1/100
UL (90°-100°)	0.0	0.0		U0/0	
UH (100°-180°)	0.0	0.0		U0/0	

BUG Rating: B1-U0-G2

Type III Medium





REPORT NUMBER: P385881

CATALOG NUMBER: GWC-SA1C-727-U-SL2

CANDELA DISTRIBUTION (FULL):

	0°	5°	15°	25°	35°	45°	55°	65°	66°	75°	85°
0°	1417.6	1417.6	1417.6	1417.6	1417.6	1417.6	1417.6	1417.6	1417.6	1417.6	1417.6
2.5°	1391.3	1389.1	1395.5	1402.2	1404.7	1409.0	1415.4	1419.0	1418.8	1419.5	1417.3
5°	1299.0	1296.2	1309.0	1319.5	1339.6	1362.2	1389.8	1409.4	1409.9	1421.0	1424.0
7.5°	1211.6	1209.7	1224.4	1241.3	1264.6	1299.2	1343.8	1386.1	1388.7	1418.8	1429.3
10°	1141.5	1141.1	1155.4	1173.8	1200.9	1239.6	1290.9	1352.8	1356.7	1408.6	1430.2
12.5°	1086.8	1087.7	1100.1	1121.0	1149.6	1190.0	1245.6	1315.4	1321.6	1392.3	1425.2
15°	1046.4	1049.9	1059.9	1081.1	1109.3	1150.3	1207.3	1280.8	1290.2	1374.2	1422.5
17.5°	1023.4	1027.2	1034.3	1051.8	1078.3	1117.8	1171.9	1252.4	1260.9	1360.3	1422.7
20°	1016.5	1019.7	1023.8	1034.5	1056.9	1092.8	1143.9	1226.8	1236.0	1349.2	1424.8
22.5°	1030.0	1032.3	1032.8	1031.9	1045.6	1074.9	1123.6	1208.0	1217.8	1341.9	1426.3
25°	1058.8	1062.0	1059.7	1051.8	1047.3	1065.2	1113.1	1195.6	1205.4	1336.6	1423.3
27.5°	1102.2	1102.6	1100.7	1090.5	1069.3	1066.3	1109.9	1188.3	1197.7	1330.4	1417.1
30°	1161.2	1164.0	1160.5	1146.6	1112.0	1083.4	1113.7	1181.3	1189.8	1322.5	1407.1
32.5°	1230.2	1237.0	1236.8	1222.3	1172.7	1121.6	1129.6	1177.0	1183.6	1314.1	1394.9
35°	1301.8	1311.2	1328.7	1322.5	1261.2	1182.1	1159.9	1183.8	1188.3	1313.1	1386.4
37.5°	1376.1	1385.5	1421.6	1438.3	1366.5	1268.6	1207.7	1208.0	1210.1	1326.1	1385.7
40°	1453.9	1463.9	1518.2	1561.5	1503.0	1378.2	1284.9	1258.4	1256.0	1358.2	1398.3
42.5°	1562.8	1571.8	1637.0	1692.3	1654.5	1518.6	1391.5	1336.2	1331.2	1421.0	1438.7
45°	1700.6	1708.3	1777.5	1836.7	1817.3	1678.8	1525.4	1443.2	1442.3	1525.7	1520.5
47.5°	1864.5	1870.5	1932.7	1989.9	1997.0	1863.2	1693.8	1608.3	1594.5	1669.2	1647.2
50°	2035.2	2041.8	2084.1	2145.7	2198.0	2110.0	1910.4	1810.7	1792.1	1858.7	1826.7
52.5°	2148.2	2157.0	2193.7	2271.7	2424.0	2380.5	2166.6	2055.9	2027.7	2088.4	2063.8
55°	2097.8	2117.5	2173.6	2298.6	2604.8	2793.7	2482.6	2342.0	2310.2	2360.6	2346.1
57.5°	1868.6	1895.5	1972.2	2165.1	2630.2	3157.7	2960.3	2678.9	2656.5	2642.0	2648.6
60°	1449.6	1475.4	1570.5	1822.0	2453.1	3423.5	3679.2	3094.3	3061.8	2924.4	2930.4
62.5°	1025.9	1012.9	1078.1	1262.0	1993.3	3454.7	4497.3	3649.7	3542.9	3222.7	3196.4
65°	782.4	779.4	808.7	867.2	1207.3	3081.4	4984.6	4583.4	4416.5	3573.5	3511.5
67.5°	642.9	637.5	666.4	751.6	777.5	1988.0	4995.3	5666.6	5502.7	4010.2	3876.0
70°	528.6	522.6	549.5	659.5	718.5	1008.2	4204.2	6300.9	6292.1	4563.1	4151.2
71°	473.9	469.6	501.9	624.1	705.9	840.3	3629.9	6302.6	6328.9	4750.2	4134.9
72.5°	385.8	387.3	421.5	555.5	696.5	742.0	2667.8	6008.8	6064.4	4928.6	3987.3
75°	256.4	257.7	302.5	427.3	675.3	726.0	1466.3	5042.1	5144.2	4821.8	3638.4
77.5°	172.2	171.8	202.3	293.1	588.4	726.0	859.7	3771.1	3883.3	3836.7	2805.0
80°	118.6	117.7	139.3	202.3	445.5	734.7	664.7	2642.8	2676.8	2072.0	1140.0
82.5°	72.6	73.3	91.0	142.9	303.2	661.2	627.5	1441.1	1404.1	581.1	284.8
85°	41.7	41.4	58.1	96.8	194.6	558.0	611.9	620.2	568.9	175.0	103.0
87.5°	15.0	16.0	31.2	53.6	111.5	388.6	519.2	322.6	290.8	79.0	46.6
90°	0.0	0.0	0.0	0.0	0.0	0.0	0.0	0.0	0.0	0.0	0.0



REPORT NUMBER: P385881
 CATALOG NUMBER: GWC-SA1C-727-U-SL2

CANDELA DISTRIBUTION (continued):

	90°	95°	105°	115°	125°	135°	145°	155°	165°	175°	180°
0°	1417.6	1417.6	1417.6	1417.6	1417.6	1417.6	1417.6	1417.6	1417.6	1417.6	1417.6
2.5°	1415.8	1417.1	1415.6	1407.1	1399.8	1388.1	1381.4	1372.3	1369.5	1368.2	1371.6
5°	1421.2	1421.6	1409.0	1386.6	1361.4	1331.7	1310.3	1284.0	1271.6	1266.3	1269.7
7.5°	1426.1	1424.2	1396.6	1353.7	1307.1	1255.4	1209.5	1167.4	1142.8	1132.8	1133.6
10°	1426.7	1418.6	1374.4	1307.9	1235.7	1159.9	1089.4	1024.4	983.4	956.7	964.8
12.5°	1420.1	1406.4	1341.7	1248.8	1148.6	1045.2	949.9	852.5	793.9	766.8	767.6
15°	1415.0	1390.2	1301.5	1179.1	1044.5	907.6	777.5	662.9	600.6	572.8	559.8
17.5°	1410.7	1372.7	1255.0	1100.7	921.7	748.0	591.6	489.5	455.3	447.2	443.7
20°	1404.7	1354.1	1203.0	1009.9	781.7	569.4	432.0	381.6	381.8	391.2	392.5
22.5°	1396.4	1332.9	1147.7	908.0	631.5	414.7	338.6	324.1	338.8	356.8	360.0
25°	1384.0	1307.9	1086.2	795.4	481.6	318.8	289.3	288.6	306.6	325.4	328.2
27.5°	1366.5	1275.3	1017.8	674.5	354.9	270.9	259.2	263.6	276.9	290.6	291.6
30°	1343.0	1237.2	942.4	546.9	278.2	241.2	239.9	244.0	252.1	261.7	262.6
32.5°	1317.1	1198.6	861.9	423.4	238.2	225.2	226.5	228.4	232.2	236.1	236.9
35°	1293.6	1159.0	779.4	321.8	219.2	214.7	213.9	213.4	213.9	212.6	212.8
37.5°	1278.5	1126.3	693.5	256.2	208.3	205.5	203.0	199.8	196.1	194.0	194.4
40°	1272.9	1102.0	606.5	221.3	199.3	197.4	192.5	185.7	181.4	180.1	180.1
42.5°	1287.9	1089.4	522.6	203.8	191.9	188.7	180.5	172.6	169.4	169.2	169.0
45°	1333.6	1094.5	442.7	194.2	185.0	178.8	168.1	161.5	159.4	159.8	159.6
47.5°	1415.6	1126.8	374.3	187.8	178.2	170.1	158.1	152.8	150.2	150.2	150.4
50°	1555.1	1202.2	319.8	182.5	172.4	161.9	150.8	144.2	140.8	140.6	140.6
52.5°	1758.3	1337.2	285.9	178.0	166.0	154.7	143.6	135.2	131.2	130.3	129.9
55°	2013.0	1530.8	276.5	175.0	157.5	146.8	134.8	126.5	122.0	120.1	119.9
57.5°	2297.8	1766.2	295.0	171.3	148.7	137.4	125.2	117.3	112.6	110.2	110.0
60°	2586.0	2023.2	370.9	166.2	141.4	127.1	115.4	108.1	103.4	100.8	100.4
62.5°	2874.6	2294.1	525.8	165.8	136.3	117.3	105.3	99.1	94.6	91.9	91.2
65°	3200.2	2590.7	701.8	177.1	134.6	108.3	95.1	90.2	86.3	83.7	83.5
67.5°	3574.1	2925.5	685.0	200.4	140.4	100.2	85.5	81.6	78.8	76.7	76.5
70°	3749.5	2873.1	425.8	216.9	148.5	92.3	76.3	73.5	71.4	69.9	69.2
71°	3676.0	2728.1	357.0	214.9	147.6	88.9	72.6	70.5	68.4	67.1	66.4
72.5°	3475.6	2487.9	297.8	200.0	138.0	82.7	67.9	65.8	63.9	62.4	62.0
75°	3118.8	2221.9	238.4	159.8	110.0	69.9	59.6	57.3	55.8	54.9	54.1
77.5°	2292.7	1585.7	184.4	126.3	81.0	57.0	50.8	49.1	47.6	46.4	45.7
80°	878.3	614.2	124.1	94.2	59.4	45.1	41.0	40.2	38.7	37.8	37.8
82.5°	236.5	183.5	66.2	57.0	39.7	32.9	31.4	31.0	29.7	28.0	28.2
85°	95.7	81.0	37.2	31.4	24.4	19.4	21.2	21.4	19.9	17.7	17.9
87.5°	42.1	34.4	20.7	13.9	10.7	7.5	9.6	9.6	8.8	7.3	6.6
90°	0.0	0.0	0.0	0.0	0.0	0.0	0.0	0.0	0.0	0.0	0.0

Signify Classified - Internal
Cooper Lighting Solutions Photometric Lab
1121 Highway 74 South
Peachtree City, GA 30269

Scaled Data Report



Report Generated By 670245982

Signify Classified - Internal
Cooper Lighting Solutions Photometric Lab
1121 Highway 74 South
Peachtree City, GA 30269

Scaled Data Report



Signify Classified - Internal
Cooper Lighting Solutions Photometric Lab
1121 Highway 74 South
Peachtree City, GA 30269

Scaled Data Report



Signify Classified - Internal
Cooper Lighting Solutions Photometric Lab
1121 Highway 74 South
Peachtree City, GA 30269

Scaled Data Report



Signify Classified - Internal
Cooper Lighting Solutions Photometric Lab
1121 Highway 74 South
Peachtree City, GA 30269

Scaled Data Report



--- HS — SS

Signify Classified - Internal
Cooper Lighting Solutions Photometric Lab
1121 Highway 74 South
Peachtree City, GA 30269

Scaled Data Report



u

Signify Classified - Internal
Cooper Lighting Solutions Photometric Lab
1121 Highway 74 South
Peachtree City, GA 30269

Scaled Data Report



Signify Classified - Internal
Cooper Lighting Solutions Photometric Lab
1121 Highway 74 South
Peachtree City, GA 30269

Scaled Data Report



(END OF REPORT)